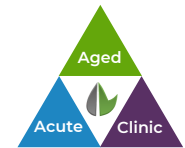




HEALTHCARE SEATING

AGED CARE • ACUTE CARE • CLINIC CARE



Welcome to the Careleda Healthcare brochure.

At Careleda, we aim to make exceptional care concepts that help or heal, become reality.

Our innovative, modern seating help to transform aged care and clinical environments into bright, contemporary spaces.

Our focus is on making a difference in the lives of carers and patients. When we make an emotional and physical improvement to those who need care, the carer, the family, the friends and support persons we have achieved our goal!

Our seating comes in a huge range of colours to cater for your requirement.

Contents

About Us	4
Our Seating	5
Design Solutions	6
Our Range	7
The Journey	8
Colours	9



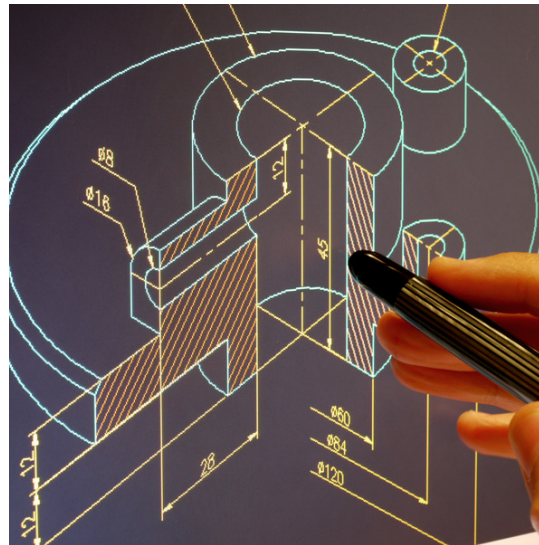
About Us

Everyday we design, make, deliver and install seating into a range of Aged, Acute and Clinic healthcare settings internationally.

Based in Sydney with onsite manufacturing, operations and global partnerships, we are consistently striving to deliver seating solutions which not only look great but empower healthcare practitioners to best care for their patients. We are truly focused on making a difference.

With decades of experience and knowledge across our team, you can be assured that our team will work with you in providing seating solutions that assist in the delivery of global leading care.

We have an International Service Team in place as part of our commitment to ensuring premium customer aftercare.



Our Seating

Our chairs are supplied into a diverse range of healthcare environments.

With every design comes a great deal of planning and thought. We always start by considering the patient and the carer. For us, it's all about understanding the issues and finding solutions which are not only functional, but look great.

We pride ourselves on delivering exceptional seating that truly makes a difference.

EXCEPTIONAL • CARE • REALITY



Sophisticated
armrests



Reclining
backrest



Elevating
legrest

Design Solutions

Careleda supply chairs into a diverse range of healthcare environments. We work with health professionals in satisfying the rigors of clinical environments, promote patient dignity and contribute towards healing.



1. Comflex Care Recliner



2. Regency Result3 Recliner



3. Regency Result3 Recliner



4. Regency Result3 Recliner



5. Sertain HILLO Care Chair



6. Regency Result3 Recliner



7. Sertain HILLO Care Chair

Our Range

Here is a snapshot of our range.



Comflex™ Mayfair
Manual Recliner



Sertain™ HILO
Care Chair



Regency Result3
Recliner - Tahiti



Comflex™ Care
Recliner - Bahama



Comflex™ Mayfair
Manual Recliner



Regency Result3
Recliner - Miami



Regency Result3
Recliner - Tahiti



Regency Care Chair



Comflex™ High-
Back Orthopaedic
Sitting Chair



Comflex™ Care
Recliner - Bahama



Regency Care Chair



Sertain™ HILO Care
Chair with Euro Back



Regency Result3
Recliner - Vienna



Regency Carer Chair



Sertain™ HILO Care Chair
with no tray arm



Comflex™ Swansea
Mobile Lounge



Windsor Medical
Recliner



Sertain™ HILO Care Chair
with Procedure Arm



Comflex Swansea
Two Seater Lounge



Regency Result3
Recliner - Tahiti
(with wings)



Sertain™ HILO Care
Chair with SR Arm



Sertain™ HILO Care
Chair with Drop Arm



1. Selection Criteria

Careleda's Customer Care Team can assist you with any brief provided by your Acute or Aged Care client or ask us to work with your client on your behalf.

In order to best assist you, we need to understand:

1. FACILITY

- Aged Care Home
- Bedside Chair
- ICU Department
- Hospital
- Clinic (dialysis / cancer treatment etc)

2. FEATURES

- Mobile or fixed?
- Seat Tilt?
- Legrest (with or without footplate)?
- Standard castor base?
- Central locking?

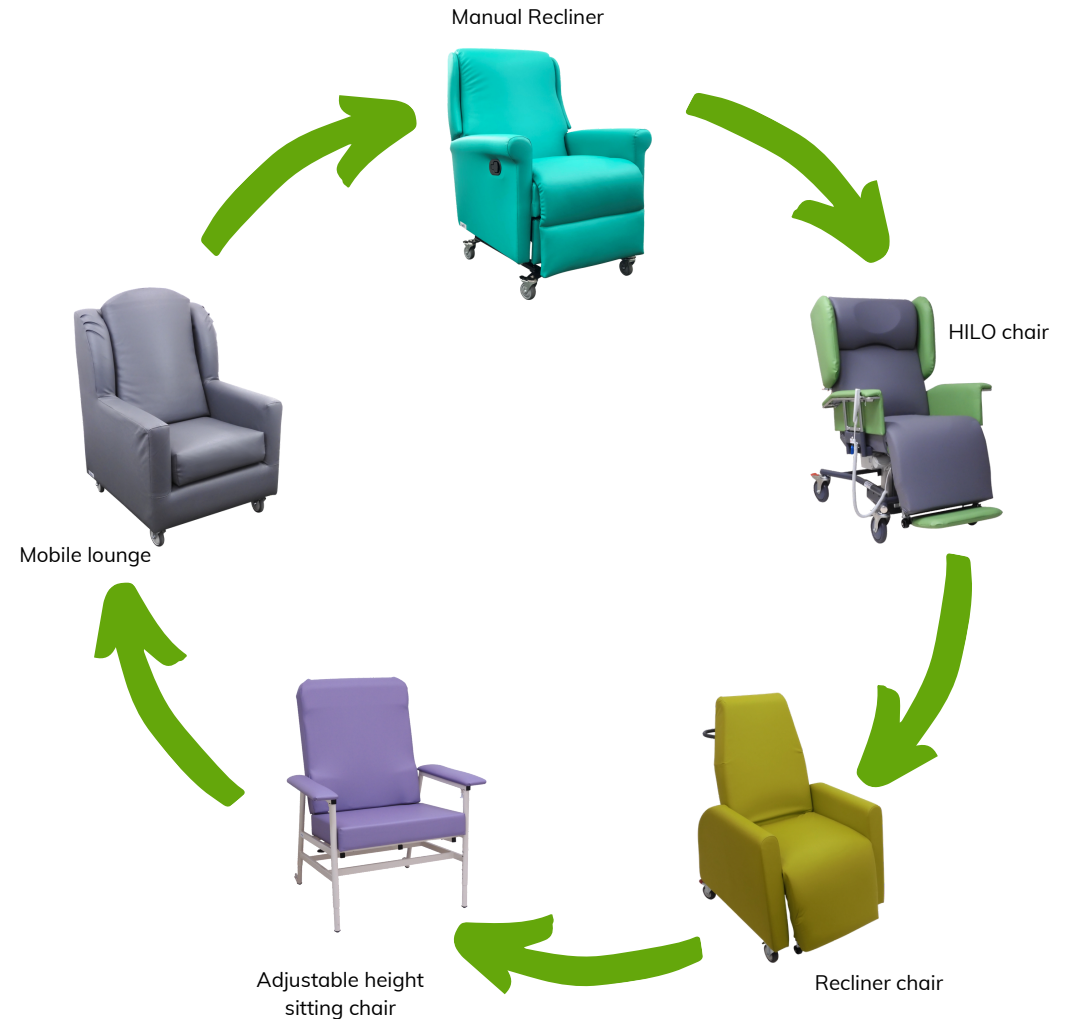
3. LOCATION OR ENVIRONMENT

- Space
- Mobility
- Equipment surrounding
- Patient lifter or ceiling hoist in use?
- Patient egress from chair



2. Choose a chair

Take a journey with Careleda's Customer Care Team and shortlist the style of chairs.





3. Design Your Own

At Careleda, custom is the new normal. The new standard here is to add creativity and make your own selection to suit your needs.

ARMREST STYLES



No Meal Tray Arm



Standard Removable Arm



Drop Arm



Procedure Arm



Procedure Tray Arm

BACKREST STYLES



40 Standard Series (with wings)



40 Standard Series (without wings)



45 Euro Series



50 Bahama Series

LEGREST OPTIONS



Standard Legrest (No Footplate)



Deluxe Legrest (With Fold-Away Footplate)

BASE DESIGN



Standard Base



Central Lock Base



4. Choose a Colour

Careleda is a colour leader. As a manufacturer we control the whole upholstery process. You can choose from our quality ranges sourced from reputable suppliers or even suggest your own.



5. Installation and supply

Careleda can assist with installation and delivery to have the facility delivering care on schedule.

Colour Chart

Studio Encore Range



Snow



Cococnut



Chalk



Almond




Nougat




Tobacco




Clay




Sand



Mink



Lipstick



Primrose



Paprika




Flame




Cameo



Tangerine




Sorbet




Carnival



Lemon
Twist




Citronelle



Lime



Grasshopper



Emerald



Cactus



Caribbean




Seagrass



Forest



Black




Navy




Windsor




Steel



Iceberg



Lagoon



Galaxy



Periwinkle




Atlantic




Wedgewood




Charcoal



Pewter




Smoke



Shell



Lilac



Regal



Plum



Eggplant



Port



Ruby




Rhubarb



Coffee
Bean



Bark



Brazil




Maple




Cedar

Note: The colours shown here may not be a true representation of the actual product and must be viewed as a guide only
As with all upholstery some designs and colours can be discontinued by suppliers without notice


Juno Range




Juno Flake



Juno Truffle



Juno Cornflower



Juno Rosehip



Richmond Black


Polysoft Range



Grey




Performance Beige



Night Blue



Navy



Note: The colours shown here may not be a true representation of the actual product and must be viewed as a guide only
As with all upholstery some designs and colours can be discontinued by suppliers without notice



When we make an emotional and physical improvement to those that need care, the carer, the family, the friends and support persons, we have achieved our goal.



CONTACT US

18 Walker Street, South Windsor NSW 2756

1800 044 012

1300 857 233

sales@careleda.com

www.careleda.com